






























































Rank	Competitor	Age	Club	RT	PTS	Result
1	 Declan Broadfoot	16		0.65		<b>2:08.63</b> Entry: 2:10.32 <b>-1.69</b>
	50m: 27.45 100m: 1:01.10 (33.65) 150m: 1:37.64 (36.54) 200m: 2:08.63 (30.99)					
2	 TeRauroha Paki	15		0.66		<b>2:11.01</b> Entry: 2:09.42 <b>+1.59</b>
	50m: 27.05 100m: 59.94 (32.89) 150m: 1:40.60 (40.66) 200m: 2:11.01 (30.41)					
3	 Luoqingxi Chen	16		0.63		<b>2:11.67</b> Entry: 2:09.19 <b>+2.48</b>
	50m: 27.59 100m: 1:00.41 (32.82) 150m: 1:39.36 (38.95) 200m: 2:11.67 (32.31)					
4	 Roman Anderson	16		0.68		<b>2:12.99</b> Entry: 2:10.48 <b>+2.51</b>
	50m: 27.03 100m: 59.34 (32.31) 150m: 1:39.36 (40.02) 200m: 2:12.99 (33.63)					
5	 Kento Wangford	14		0.70		<b>2:14.16</b> Entry: 2:18.51 <b>-4.35</b>
	50m: 27.36 100m: 1:02.33 (34.97) 150m: 1:42.75 (40.42) 200m: 2:14.16 (31.41)					
6	 Liam Curling	16		0.62		<b>2:15.34</b> Entry: 2:21.91 <b>-6.57</b>
	50m: 26.25 100m: 1:01.52 (35.27) 150m: 1:44.50 (42.98) 200m: 2:15.34 (30.84)					
7	 Michael Chen	15		0.64		<b>2:15.58</b> Entry: 2:14.32 <b>+1.26</b>
	50m: 28.15 100m: 1:03.83 (35.68) 150m: 1:42.87 (39.04) 200m: 2:15.58 (32.71)					
8	 Sebastian Segers	16		0.72		<b>2:16.02</b> Entry: 2:16.30 <b>-0.28</b>
	50m: 27.93 100m: 1:00.32 (32.39) 150m: 1:42.90 (42.58) 200m: 2:16.02 (33.12)					
9	 William Callow	15		0.71		<b>2:16.30</b> Entry: 2:17.05 <b>-0.75</b>
	50m: 29.61 100m: 1:03.33 (33.72) 150m: 1:44.40 (41.07) 200m: 2:16.30 (31.90)					
10	 Zachary Horton	14		0.67		<b>2:16.60</b> Entry: 2:18.26 <b>-1.66</b>
	50m: 28.55 100m: 1:02.33 (33.78) 150m: 1:43.87 (41.54) 200m: 2:16.60 (32.73)					
11	 Caleb Yin	16		0.68		<b>2:17.80</b> Entry: 2:15.34 <b>+2.46</b>
	50m: 27.81 100m: 1:06.72 (38.91) 150m: 1:43.56 (36.84) 200m: 2:17.80 (34.24)					
12	 Harvey Revell	15		0.54		<b>2:18.07</b> Entry: 2:20.81 <b>-2.74</b>
	50m: 27.97 100m: 1:03.35 (35.38) 150m: 1:46.50 (43.15) 200m: 2:18.07 (31.57)					
13	 Soeren Wells	16		0.70		<b>2:18.25</b> Entry: 2:13.55 <b>+4.70</b>
	50m: 28.91 100m: 1:02.85 (33.94) 150m: 1:44.59 (41.74) 200m: 2:18.25 (33.66)					



14	 Ryan Hewertson	16		0.68	<b>2:18.54</b> Entry: 2:18.38 <b>+0.16</b>
	50m: 27.94 100m: 1:02.26 (34.32) 150m: 1:44.61 (42.35) 200m: 2:18.54 (33.93)				
15	 Charles Hames	14		0.67	<b>2:18.73</b> Entry: 2:16.09 <b>+2.64</b>
	50m: 28.94 100m: 1:07.22 (38.28) 150m: 1:44.85 (37.63) 200m: 2:18.73 (33.88)				
16	 William Tye	15		0.77	<b>2:19.17</b> Entry: 2:20.25 <b>-1.08</b>
	50m: 28.36 100m: 1:04.65 (36.29) 150m: 1:48.08 (43.43) 200m: 2:19.17 (31.09)				
17	 Lewis Ives	15		0.69	<b>2:19.18</b> Entry: 2:23.03 <b>-3.85</b>
	50m: 30.62 100m: 1:07.21 (36.59) 150m: 1:46.60 (39.39) 200m: 2:19.18 (32.58)				
18	 Reagan Liang	13		0.77	<b>2:19.98</b> Entry: 2:18.28 <b>+1.70</b>
	50m: 29.50 100m: 1:04.56 (35.06) 150m: 1:46.66 (42.10) 200m: 2:19.98 (33.32)				
19	 Jaden Heerikhuisen	16		0.65	<b>2:20.10</b> Entry: 2:20.15 <b>-0.05</b>
	50m: 29.75 100m: 1:08.60 (38.85) 150m: 1:47.55 (38.95) 200m: 2:20.10 (32.55)				
20	 Oscar Pedersen	16		0.69	<b>2:20.30</b> Entry: 2:20.40 <b>-0.10</b>
	50m: 28.75 100m: 1:06.46 (37.71) 150m: 1:48.31 (41.85) 200m: 2:20.30 (31.99)				
21	 Naherehau Yun Teauro	14		0.64	<b>2:20.68</b> Entry: 2:23.28 <b>-2.60</b>
	50m: 30.28 100m: 1:06.51 (36.23) 150m: 1:49.09 (42.58) 200m: 2:20.68 (31.59)				
22	 Jethrow Yoon	16		0.65	<b>2:21.20</b> Entry: 2:20.27 <b>+0.93</b>
	50m: 28.94 100m: 1:07.46 (38.52) 150m: 1:47.59 (40.13) 200m: 2:21.20 (33.61)				
23	 Michael Yang	14		0.70	<b>2:22.09</b> Entry: 2:19.39 <b>+2.70</b>
	50m: 30.63 100m: 1:06.84 (36.21) 150m: 1:46.60 (39.76) 200m: 2:22.09 (35.49)				
24	 Zandre Herbst	15		0.72	<b>2:22.49</b> Entry: 2:20.43 <b>+2.06</b>
	50m: 28.37 100m: 1:05.68 (37.31) 150m: 1:49.06 (43.38) 200m: 2:22.49 (33.43)				
25	 Charles Leech	15		0.77	<b>2:22.53</b> Entry: 2:22.99 <b>-0.46</b>
	50m: 29.60 100m: 1:07.04 (37.44) 150m: 1:47.93 (40.89) 200m: 2:22.53 (34.60)				
26	 Noah Lomas	14		0.66	<b>2:22.56</b> Entry: 2:23.97 <b>-1.41</b>
	50m: 28.25 100m: 1:03.57 (35.32) 150m: 1:48.69 (45.12) 200m: 2:22.56 (33.87)				
27	 Aidan Hyde-Hills	16		0.68	<b>2:22.70</b> Entry: 2:24.17 <b>-1.47</b>
	50m: 29.25 100m: 1:06.95 (37.70) 150m: 1:49.17 (42.22) 200m: 2:22.70 (33.53)				
28	 Rick Zhao	15		0.66	<b>2:23.05</b> Entry: 2:23.99 <b>-0.94</b>
	50m: 30.71 100m: 1:09.82 (39.11) 150m: 1:49.43 (39.61) 200m: 2:23.05 (33.62)				
29	 Haden Stone	16		0.69	<b>2:23.19</b> Entry: 2:23.04 <b>+0.15</b>


50m: 29.15 100m: 1:06.40 (37.25) 150m: 1:48.93 (42.53) 200m: 2:23.19 (34.26)



30  Paolo Grolli (V) 14 0.70 2:23.65  
Entry: 2:29.90 -6.25  
50m: 29.60 100m: 1:05.35 (35.75) 150m: 1:50.85 (45.50) 200m: 2:23.65 (32.80)



31  Will Herbert 16  0.69 2:23.72  
Entry: 2:20.45 +3.27  
50m: 28.47 100m: 1:08.09 (39.62) 150m: 1:49.56 (41.47) 200m: 2:23.72 (34.16)



32  Nathan Hu 13  0.72 2:23.82  
Entry: 2:26.44 -2.62  
50m: 30.90 100m: 1:08.16 (37.26) 150m: 1:51.01 (42.85) 200m: 2:23.82 (32.81)



33  Henry Wang 15  0.58 2:24.36  
Entry: 2:21.10 +3.26  
50m: 27.91 100m: 1:07.26 (39.35) 150m: 1:49.28 (42.02) 200m: 2:24.36 (35.08)



34  Gabriel Mercadal (V) 15 0.49 2:24.51  
Entry: 2:24.35 +0.16  
50m: 30.02 100m: 1:10.08 (40.06) 150m: 1:51.49 (41.41) 200m: 2:24.51 (33.02)



35  Connor Webby 16  0.70 2:24.59  
Entry: 2:23.93 +0.66  
50m: 30.36 100m: 1:06.98 (36.62) 150m: 1:51.62 (44.64) 200m: 2:24.59 (32.97)


36  Alex Sandford 16  0.65 2:24.97  
Entry: 2:17.21 +7.76  
50m: 29.21 100m: 1:07.64 (38.43) 150m: 1:52.82 (45.18) 200m: 2:24.97 (32.15)



37  James Zhang 14  0.72 2:25.08  
Entry: 2:22.09 +2.99  
50m: 29.80 100m: 1:06.67 (36.87) 150m: 1:50.72 (44.05) 200m: 2:25.08 (34.36)



38  Max Cryer 15  0.70 2:25.47  
Entry: 2:21.75 +3.72  
50m: 29.97 100m: 1:09.48 (39.51) 150m: 1:50.51 (41.03) 200m: 2:25.47 (34.96)



39  Jaxon Hamlin-Browne 14  0.82 2:25.76  
Entry: 2:26.89 -1.13  
50m: 29.74 100m: 1:09.43 (39.69) 150m: 1:53.48 (44.05) 200m: 2:25.76 (32.28)

40  Jono Graham 16  0.72 2:25.90  
Entry: 2:21.22 +4.68  
50m: 29.54 100m: 1:07.85 (38.31) 150m: 1:53.35 (45.50) 200m: 2:25.90 (32.55)

41  Andrea Tesini (V) 13 0.64 2:25.93  
Entry: 2:28.65 -2.72  
50m: 31.77 100m: 1:11.06 (39.29) 150m: 1:52.84 (41.78) 200m: 2:25.93 (33.09)

42  Frederick Mills 16  0.77 2:26.01  
Entry: 2:19.05 +6.96  
50m: 29.33 100m: 1:08.50 (39.17) 150m: 1:51.07 (42.57) 200m: 2:26.01 (34.94)



43  Runxiang Wang 15  0.64 2:26.05  
Entry: 2:22.84 +3.21  
50m: 28.68 100m: 1:08.04 (39.36) 150m: 1:49.91 (41.87) 200m: 2:26.05 (36.14)

44  Bishop Lafaele-Pucher 16  4.46 2:26.29  
Entry: 2:23.56 +2.73  
50m: 29.39 100m: 1:08.32 (38.93) 150m: 1:52.58 (44.26) 200m: 2:26.29 (33.71)


2:26.65

45	James Boocock	15		0.71	Entry: 2:22.01	+4.64
	50m: 29.01 100m: 1:05.89 (36.88) 150m: 1:52.19 (46.30) 200m: 2:26.65 (34.46)					
46	William Sun	13		0.72	2:26.88 Entry: 2:24.92	+1.96
	50m: 30.72 100m: 1:08.92 (38.20) 150m: 1:53.71 (44.79) 200m: 2:26.88 (33.17)					
47	Aiden Carlisle	14		0.75	2:27.15 Entry: 2:29.64	-2.49
	50m: 29.96 100m: 1:10.70 (40.74) 150m: 1:53.39 (42.69) 200m: 2:27.15 (33.76)					
48	Ryan Zhou	15		0.60	2:27.41 Entry: 2:22.84	+4.57
	50m: 29.73 100m: 1:06.65 (36.92) 150m: 1:51.27 (44.62) 200m: 2:27.41 (36.14)					
48	Justin Zhang	16		0.70	2:27.41 Entry: 2:24.39	+3.02
	50m: 31.30 100m: 1:11.45 (40.15) 150m: 1:50.38 (38.93) 200m: 2:27.41 (37.03)					
50	Kymani Leca (V)	13		0.68	2:27.45 Entry: 2:29.09	-1.64
	50m: 30.65 100m: 1:10.07 (39.42) 150m: 1:53.64 (43.57) 200m: 2:27.45 (33.81)					
51	James Hollywood	13		0.72	2:27.90 Entry: 2:32.48	-4.58
	50m: 31.00 100m: 1:09.16 (38.16) 150m: 1:52.43 (43.27) 200m: 2:27.90 (35.47)					
52	Jk Wang	14		0.51	2:27.94 Entry: 2:21.53	+6.41
	50m: 30.81 100m: 1:09.76 (38.95) 150m: 1:53.42 (43.66) 200m: 2:27.94 (34.52)					
53	Antoine Baldovini (V)	15		0.67	2:27.99 Entry: 2:22.73	+5.26
	50m: 29.44 100m: 1:09.97 (40.53) 150m: 1:54.28 (44.31) 200m: 2:27.99 (33.71)					
54	Levi Dixon	14		0.75	2:28.82 Entry: 2:29.29	-0.47
	50m: 31.25 100m: 1:08.04 (36.79) 150m: 1:56.79 (48.75) 200m: 2:28.82 (32.03)					
55	Jonathan Yang	14		0.79	2:28.88 Entry: 2:26.73	+2.15
	50m: 31.67 100m: 1:10.27 (38.60) 150m: 1:53.27 (43.00) 200m: 2:28.88 (35.61)					
56	Manson Meng	14		0.65	2:28.90 Entry: 2:19.11	+9.79
	50m: 29.53 100m: 1:07.83 (38.30) 150m: 1:53.60 (45.77) 200m: 2:28.90 (35.30)					
57	Leo Liu	14		0.65	2:29.15 Entry: 2:24.90	+4.25
	50m: 29.61 100m: 1:10.94 (41.33) 150m: 1:52.65 (41.71) 200m: 2:29.15 (36.50)					
58	Jesu Yu	14		0.67	2:29.30 Entry: 2:28.29	+1.01
	50m: 30.42 100m: 1:10.33 (39.91) 150m: 1:55.96 (45.63) 200m: 2:29.30 (33.34)					
59	Matthew Callow	13		0.58	2:29.43 Entry: 2:28.31	+1.12
	50m: 31.90 100m: 1:11.17 (39.27) 150m: 1:55.15 (43.98) 200m: 2:29.43 (34.28)					
60	Malachy Adams (V)	13		0.78	2:29.56 Entry: 2:32.26	-2.70

50m: 30.94 100m: 1:10.18 (39.24) 150m: 1:56.48 (46.30) 200m: 2:29.56 (33.08)

61  Oscar Dunn 14  0.65 2:29.67  
Entry: 2:21.58 +8.09

50m: 32.34 100m: 1:11.50 (39.16) 150m: 1:52.85 (41.35) 200m: 2:29.67 (36.82)

62  Johan-Albert Vorster 14  0.65 2:29.78  
Entry: 2:29.46 +0.32

50m: 31.10 100m: 1:10.05 (38.95) 150m: 1:55.37 (45.32) 200m: 2:29.78 (34.41)

63  Tristin Costabeber 13  0.73 2:29.87  
Entry: 2:26.95 +2.92

50m: 29.60 100m: 1:09.90 (40.30) 150m: 1:54.01 (44.11) 200m: 2:29.87 (35.86)

64  Benjamin Winter 14  0.49 2:30.10  
Entry: 2:26.78 +3.32



50m: 31.44 100m: 1:11.80 (40.36) 150m: 1:57.47 (45.67) 200m: 2:30.10 (32.63)

65  William Chugg 15  0.60 2:31.30  
Entry: 2:26.34 +4.96

50m: 30.30 100m: 1:07.25 (36.95) 150m: 1:54.16 (46.91) 200m: 2:31.30 (37.14)

66  Lucas Wong 14  0.62 2:31.36  
Entry: 2:29.53 +1.83

50m: 31.57 100m: 1:11.59 (40.02) 150m: 1:55.27 (43.68) 200m: 2:31.36 (36.09)

67  Luke Thompson 15  0.67 2:31.94  
Entry: 2:25.88 +6.06



50m: 30.57 100m: 1:08.48 (37.91) 150m: 1:56.80 (48.32) 200m: 2:31.94 (35.14)

68  Konrad Artz 13  0.64 2:32.50  
Entry: 2:30.62 +1.88


50m: 30.11 100m: 1:10.71 (40.60) 150m: 1:58.02 (47.31) 200m: 2:32.50 (34.48)

69  Isaac Gu 13  0.55 2:33.18  
Entry: 2:36.16 -2.98



50m: 32.07 100m: 1:11.91 (39.84) 150m: 1:57.54 (45.63) 200m: 2:33.18 (35.64)

70  William Zhang 13  0.59 2:33.47  
Entry: 2:34.13 -0.66

50m: 33.92 100m: 1:15.60 (41.68) 150m: 1:58.60 (43.00) 200m: 2:33.47 (34.87)

71  Shawn Li 14  0.72 2:33.57  
Entry: 2:29.79 +3.78



50m: 31.56 100m: 1:14.06 (42.50) 150m: 1:56.62 (42.56) 200m: 2:33.57 (36.95)

72  Ethan Jiao 13  0.57 2:33.64  
Entry: 2:36.80 -3.16

50m: 32.16 100m: 1:12.25 (40.09) 150m: 1:58.19 (45.94) 200m: 2:33.64 (35.45)

73  Fletcher Cummings 13  0.72 2:34.55  
Entry: 2:24.88 +9.67

50m: 32.50 100m: 1:11.99 (39.49) 150m: 1:59.15 (47.16) 200m: 2:34.55 (35.40)








74  Tyrone Xu 13  0.76 2:35.77  
Entry: 2:35.14 +0.63

50m: 32.48 100m: 1:15.49 (43.01) 150m: 1:58.49 (43.00) 200m: 2:35.77 (37.28)

75  Lenny Park 13  0.51 2:35.97  
Entry: 2:33.79 +2.18

50m: 33.59 100m: 1:15.75 (42.16) 150m: 2:02.08 (46.33) 200m: 2:35.97 (33.89)

2:36.38

76	 Eason Chang	13		0.50	Entry: 2:34.93 +1.45
50m: 34.37 100m: 1:16.96 (42.59) 150m: 2:01.67 (44.71) 200m: 2:36.38 (34.71)					
77	 Jayson Zhou	13		0.70	2:38.53 Entry: 2:35.81 +2.72
50m: 32.96 100m: 1:12.87 (39.91) 150m: 2:02.88 (50.01) 200m: 2:38.53 (35.65)					
78	 Henry Jones	13		0.68	2:40.18 Entry: 2:37.17 +3.01
50m: 34.85 100m: 1:18.40 (43.55) 150m: 2:01.73 (43.33) 200m: 2:40.18 (38.45)					
-	 Finn Aloua	14			DNS